

MARCH 8, 2021

# 2021-22 Tentative Budget



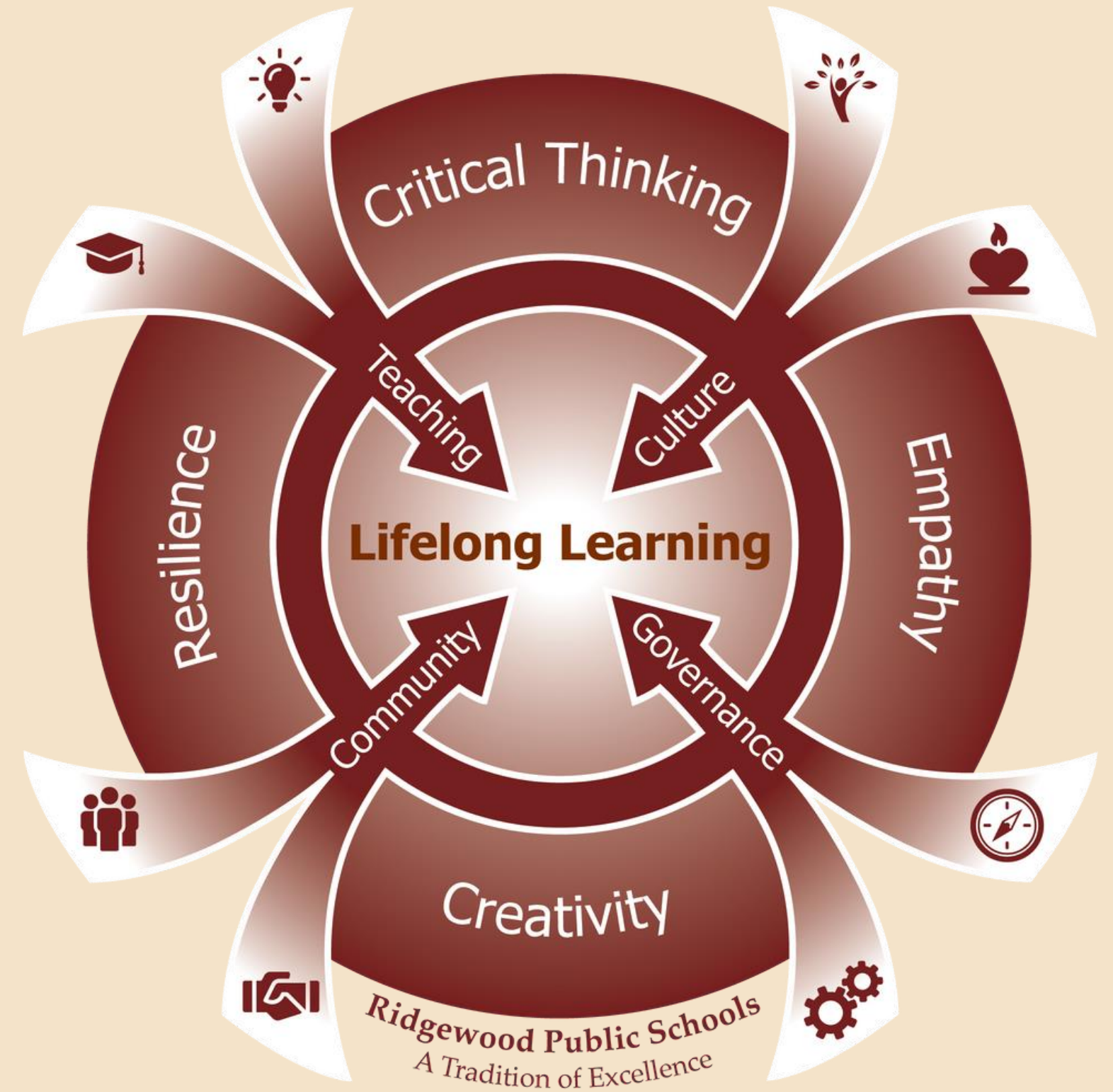
Thomas Gorman, Ed.D.  
Acting Superintendent of Schools

Scott T. Bisig, Ed.M.  
School Business Administrator/Board Secretary



# Our Mission

The Ridgewood Public Schools, committed to a tradition of excellence and innovation, in partnership with the community, provide a rich and challenging learning environment, enabling students to maximize their unique potential to become lifelong learners and productive, responsible citizens.



## UNPRECEDENTED TIMES

The 2020-21 school year demonstrated the amazing ability of our staff, students, and families to quickly and successfully pivot to a new way of learning.



Change is the only constant in life. One's ability to adapt to those changes will determine your success in life.

- BENJAMIN FRANKLIN



# Our Ridgewood Public Schools

---



## PRE-K

Glen School



## ELEMENTARY

Hawes, Orchard, Ridge,  
Somerville, Travell and  
Willard



## MIDDLE

Benjamin Franklin and  
George Washington



## HIGH

Ridgewood High School

# A little about us...

**5,635**  
Students



Expenditure  
per Pupil  
**\$16,930**

**10**

School Buildings  
Almost 1 million square feet!



**13:1**

National 17:1



Student-Teacher  
Ratio



1:1

Chromebooks  
**PRE-K -**  
**GR. 12**

# We just had to share...

**#8** best school district in NJ



**#14** best places to teach in NJ

**#24** best public high schools in NJ

**80%**



of our teachers have earned a Master's Degree or higher

over **250**



award winning co-curricular activities and clubs

**27** AP courses 

**83** Honors courses

2 Academy Programs and 2 Integrated Programs

**#12** best public high school in NJ



SAT and ACT scores exceed state and national levels

**SAT**  **1287**

**ACT**  **28**



# CLASS OF 2020

## STUDENT ACHIEVEMENTS

- 10 - National Merit Scholar Semi-Finalist
- 10 - National Merit Scholar Finalist
- 25 - National Merit Scholar Commendation
- 437 - Students took 1,094 AP Tests
- 89% - HS students with 3+ on AP Tests
- 60 - AP Scholars
- 31 - AP Scholars with Honors
- 99 - AP Scholars with Distinction
- 19 - AP National Scholars
- 91.5% are attending a 4-year College
- 2.7% are attending a 2-year College



# Student Highlights & Accomplishments

Ridgewood High School has earned the College Board's AP® Computer Science Female Diversity Award for expanding young women's access to AP Computer Science.



Ridgewood High School was awarded a Lemelson-MIT InvenTeam grant in the amount of \$8,500 to create a "Solar Aqua Tech" portable reusable water sanitizing bottle. Ridgewood High School is 1 of 13 high schools nationwide to be selected as an InvenTeam this year.




8 RHS students have been designated semifinalists in the 66th annual National Merit Scholarship Program. An additional 22 students have been identified as Commended Students in the 2019 competition.



7 RHS invent teams qualified for the 2020 STEAM Tank Regional competition and have earned the privilege of advanced entry into this season's regional qualification.



Ridgewood Public Schools has been honored with the Best Communities for Music Education designation from The NAMM Foundation for its outstanding commitment to music education.



# Student Highlights & Accomplishments

---

**65 students** were recognized for their performance on the **2020 National Spanish Examinations**, earning **4 gold, 9 silver, and 11 bronze medals**, along with **4 honorable mentions**.



**Ridgewood High School Latin students** garnered **75 awards** on the 43rd annual **National Latin Examination** across the various levels. Several students were also recognized for noteworthy achievements.



**14 Ridgewood High School students** have ranked nationally in the 85th annual event of **Le Grand Concours**, the **National French Contest**. **Another 40 students** earned **honorable mention** certificates.



**Somerville Elementary School** has met the rigorous requirements to achieve **Sustainable Jersey for Schools certification**.



The **Benjamin Franklin Middle School (BFMS)** math team placed **1st in the MATHCOUNTS 2020 Bergen/Hudson Chapter Competition**, which took place at Bergen Community College in Paramus.



# Academics – Enhancing & Updating Curriculum and Instruction

---

## **NJ Student Learning Standards (NJSLS)**

- Science (9/2021- Climate change additions)
- Visual and Performing Arts (9/2021)
- World Languages (9/2021)
- Career Readiness, Life Literacies and Key Skills (9/2021)



*Curriculum Revisions in these areas will be necessary to align course content with the new state standards. Also necessary are instructional resources for students including online license renewals, new text purchases, and classroom library enhancements to support integration of the new standards.*

# Academics – Professional Development to Support RPS Strategic Plan

---

## Areas of Focus

- Diversity, Equity and Inclusion
- Great Schools Partnership
- Bard College Academic Research and Writing
- Department and School-based Professional Days
- IMSE Training (Multisensory Reading) for new staff
- FDU Orton Gillingham Certification
- Summer Professional Development Program: Transition to September
- AP Summer Institutes
- Attendance at Professional Conferences (NCSS, SHAPE America)
- New Teacher Induction Program



# Innovative Academic Programming

- AP Capstone – AP Research, AP Seminar
- Ridgewood Academy for Health Professions (RAHP)
- Career Pathways in Medicine Program (CPM)
- RHS Recording Studio: Integration of Music, Journalism, English Language Art
- 6-12 Makerspaces: Courses in Design, Robotics, and Engineering
- Interdisciplinary Programs
  - Elementary STEAM Program
  - American History and Literature with Integrated Study in the Arts (AHLISA)
  - American Studies
  - American Experience
- New Elective Offerings
  - Philosophy of Race
  - Tomorrow's Teachers
  - Journalism and Media Studies



# 2019-20 Sports Highlights

---

## Fall Sports

### **Football**

- Sectional Champions - North 1 Group 5
- Regional Group Champions - Group 5

### **Boys Soccer**

- Freedom Division Champion

### **Boys Cross Country**

- Large School Team of the Year All-County (3rd consecutive)
- Bergen County Group A Champion (4th consecutive)
- First Place Bergen County Meet of Champions (3rd consecutive)
- Freedom Division Champion (3rd consecutive)

### **Girls Cross Country**

- Sectional Champions (2nd consecutive)
- BCWCA Large School Team of the Year
- Freedom Division Champion
- 2nd Place at the Nike NE Region Championship
- 20th Place at NXN Nationals in Oregon. Ridgewood is the first-ever Bergen County team invited to this event. Only 22 high schools in the country were invited this year.

**NOTE: There were no spring sports in the 2019-20 school year.**

## Winter Sports

### **Boys Basketball**

- All County Team of the Year (Large School)
- Freedom Division Champions

### **Boys Winter Track**

- Freedom Division Champions (4th consecutive)

### **Girls Winter Track**

- All County Team of the Year (Large School)
- Freedom Division Champions (3rd consecutive)

### **Boys Swimming**

- Freedom Division Champions

### **Girls Swimming**

- Freedom Division Champions

### **Boys Alpine Ski Team**

- Slalom State Champions

### **Girls Alpine Ski Team**

- Overall State Champions (3 out of 4 years)
- Slalom State Champions
- Liberty League Champions



# Budget Overview

---

## The 2021-2022 Budget:

- Provides necessary district staff, academic offerings, extra-curricular activities, and transportation
- Maintains instructional programs; meets our contractual obligations
- Addresses school safety and responsibly maintains our buildings and grounds
- Stays within the guidelines of the NJ Statutory State caps

# Comparative Spending

| Source: 2020 NJDOE Comparative Spending Guide | School Type | 18/19 Spending per Pupil | 19/20 Budgetary per Pupil | 19/20 Student Teacher Ratio | 19/20 Faculty Admin. Ratio | 19/20 Student Admin. Ratio | 19/20 Extra-Curricular Cost | Avg. SAT 19/20 |
|---|-------------|--------------------------|---------------------------|-----------------------------|----------------------------|----------------------------|-----------------------------|----------------|
| Norwood                                       | K-8         | \$ 19,454                | \$ 14,905                 | 11.5                        | 10                         | 96                         | \$ 37                       |                |
| Closter                                       | K-8         | \$ 19,055                | \$ 15,974                 | 12.5                        | 15.5                       | 170.6                      | \$ 90                       |                |
| <b>Ridgewood</b>                              | <b>K-12</b> | <b>\$ 20,269</b>         | <b>\$ 16,563</b>          | <b>13.1</b>                 | <b>16.5</b>                | <b>183.8</b>               | <b>\$ 292</b>               | <b>1289</b>    |
| HoHoKus                                       | K-8         | \$ 18,428                | \$ 16,778                 | 12.1                        | 9.5                        | 99.3                       | N.R.                        |                |
| Livingston                                    | K-12        | 20,936                   | \$ 16,926                 | 12.1                        | 16.1                       | 164.7                      | \$ 334                      | 1260           |
| <b>State Average</b>                          |             | <b>\$ 20,710</b>         | <b>\$ 17,028</b>          | <b>11.7</b>                 | <b>14.6</b>                | <b>147.6</b>               | <b>\$ 341</b>               | <b>1081</b>    |
| Bergenfield                                   | K-12        | 20,323                   | \$ 17,057                 | 13                          | 14.9                       | 164.8                      | \$ 342                      | 1041           |
| Montclair                                     | K-12        | 21,612                   | \$ 17,086                 | 11.3                        | 19.9                       | 189.4                      | \$ 305                      | 1206           |
| Montvale                                      | K-8         | \$ 19,596                | \$ 17,278                 | 11.2                        | 12.4                       | 123.4                      | \$ 141                      |                |
| Tenafly                                       | K-12        | \$ 20,487                | \$ 17,475                 | 12                          | 17.1                       | 179.8                      | \$ 424                      | 1335           |
| Fair Lawn                                     | K-12        | 20,319                   | \$ 17,694                 | 12.4                        | 17.6                       | 185.9                      | \$ 350                      | 1176           |
| Northvale                                     | K-8         | \$ 21,362                | \$ 17,704                 | 10.7                        | 11.3                       | 105.8                      | \$ 233                      |                |
| Millburn                                      | K-12        | 21,291                   | \$ 17,995                 | 11.7                        | 15                         | 153.5                      | \$ 384                      | 1344           |
| Glen Rock                                     | K-12        | 21,036                   | \$ 18,104                 | 11.1                        | 17.8                       | 168.4                      | \$ 470                      | 1222           |
| Garfield                                      | K-12        | 19,517                   | \$ 18,372                 | 11.4                        | 14.9                       | 144.9                      | \$ 175                      | 987            |
| Allendale                                     | K-8         | \$ 19,860                | \$ 18,464                 | 12.2                        | 13.5                       | 142.8                      | \$ 193                      |                |
| Hackensack                                    | K-12        | 20,508                   | \$ 18,772                 | 13                          | 15.6                       | 171                        | \$ 420                      | 996            |
| Westwood                                      | K-12        | \$ 16,739                | \$ 18,797                 | 11.4                        | 14.4                       | 139.5                      | \$ 516                      | 1143           |
| River Vale                                    | K-8         | \$ 22,189                | \$ 19,255                 | 11.2                        | 15.5                       | 152.2                      | \$ 158                      |                |
| Hillsdale                                     | K-8         | \$ 22,392                | \$ 19,552                 | 9.5                         | 16.8                       | 138                        | \$ 83                       |                |
| Northern Highlands                            | Reg 9-12    | \$ 23,322                | \$ 19,802                 | 12.5                        | 9.4                        | 102.9                      | \$ 1,294                    | 1257           |

| Source: 2020 NJDOE Comparative Spending Guide | School Type | 18/19 Spending per Pupil | 19/20 Budgetary per Pupil | 19/20 Student Teacher Ratio | 19/20 Faculty Admin. Ratio | 19/20 Student Admin. Ratio | 19/20 Extra-Curricular Cost | Avg. SAT 19/20 |
|---|-------------|--------------------------|---------------------------|-----------------------------|----------------------------|----------------------------|-----------------------------|----------------|
| Wyckoff                                       | K-8         | \$ 22,468                | \$ 20,003                 | 10.3                        | 18                         | 156.5                      | \$ 75                       |                |
| Upper Saddle River                            | K-8         | \$ 22,752                | \$ 20,208                 | 9.5                         | 13.3                       | 109.9                      | \$ 153                      |                |
| Harrington Park                               | K-8         | \$ 23,915                | \$ 20,274                 | 11.2                        | 15.8                       | 150                        | \$ 177                      |                |
| Woodcliff Lake                                | K-8         | \$ 22,484                | \$ 20,294                 | 8.9                         | 15.3                       | 117.7                      | \$ 167                      |                |
| Paramus                                       | K-12        | \$ 23,258                | \$ 20,331                 | 11                          | 14.5                       | 133.1                      | \$ 387                      | 1164           |
| Mahwah  | K-12        | 24,983                   | \$ 20,472                 | 10.6                        | 11.1                       | 102.4                      | \$ 536                      | 1185           |
| Old Tappan                                    | K-8         | \$ 21,574                | \$ 20,602                 | 10.6                        | 10.5                       | 94                         | \$ 196                      |                |
| Princeton                                     | K-12        | \$ 24,646                | \$ 20,638                 | 11.6                        | 13.5                       | 131.8                      | \$ 540                      | 1293           |
| Ramapo/Indian Hills Reg                       | Reg 9-12    | \$ 24,206                | \$ 20,673                 | 10.6                        | 10                         | 92.9                       | \$ 1,507                    | 1166           |
| Oakland                                       | K-8         | \$ 25,111                | \$ 20,819                 | 9.8                         | 12.5                       | 102.2                      | \$ 126                      |                |
| Midland Park                                  | K-12        | 26,503                   | \$ 21,180                 | 8.8                         | 14.5                       | 108.8                      | \$ 811                      | 1095           |
| Haworth                                       | K-8         | \$ 25,104                | \$ 21,690                 | 9.7                         | 11.5                       | 96.8                       | \$ 119                      |                |
| Ramsey  | K-12        | \$ 23,561                | \$ 21,739                 | 10.2                        | 15.8                       | 139.1                      | \$ 647                      | 1162           |
| Demarest                                      | K-8         | \$ 22,643                | \$ 22,033                 | 9.7                         | 14.4                       | 116.5                      | \$ 243                      |                |
| Northern Valley Reg                           | Reg 9-12    | \$ 28,190                | \$ 22,138                 | 9.8                         | 10.7                       | 83.7                       | \$ 1,213                    | 1249           |
| Teaneck                                       | K-12        | \$ 27,095                | \$ 22,714                 | 10.3                        | 13.4                       | 120.7                      | \$ 405                      | 1048           |
| Park Ridge                                    | K-12        | \$ 26,977                | \$ 23,087                 | 9.8                         | 10.7                       | 88.1                       | \$ 877                      | 1187           |
| Pascack Valley Reg                            | Reg 9-12    | \$ 27,149                | \$ 23,599                 | 11.4                        | 10.2                       | 98.2                       | \$ 1,302                    | 1169           |
| Saddle River                                  | K-8         | \$ 24,287                | \$ 24,557                 | 8.5                         | 5.3                        | 40                         | N.R.                        |                |
| Franklin Lakes                                | K-8         | \$ 28,995                | \$ 26,546                 | 8.3                         | 16.5                       | 114.8                      | \$ 142                      |                |
| <b>Bergen County Acad.</b>                    | Reg 9-12    | 29,200                   | \$ 28,345                 | 10                          | 12.4                       | 106.1                      | \$ 918                      | 1353           |

Source: NJDOE 2020 Comparative Spending Guide & District Performance Reports

\* N.R. = District did not report data



# Proposed Appropriations

| Budget Area             | Description   | FY21 Adjusted Budget | FY22 Proposed Budgeted | % Change |
|-------------------------|---|----------------------|------------------------|----------|
| Regular Ed              | Regular Education Teacher Salaries, Supplies, Materials, Instructional Lease payments   | \$35,190,891         | \$36,036,706           | 2.4%     |
| Special Ed              | Out-of-District Tuition, Related Services, Child Study Team, Special Education In-District Instruction, Special Education Transportation                            | \$27,057,510         | \$29,612,986           | 9.4%     |
| Benefits                | Medical Premiums, Dental Premiums, PERS pension payment, DCRP, Worker's Compensation Premiums, Social Security, Tuition Reimbursement                               | \$14,369,737         | \$14,207,797           | -1.1%    |
| Facilities              | Maintenance, Custodial, Grounds, Security, Energy Costs includes summer maintenance projects  | \$10,578,501         | \$10,425,406           | -1.4%    |
| Extracurricular         | After School Programs and clubs K-12, Athletics   | \$1,453,686          | \$1,442,348            | -0.8%    |
| Administration          | General Admin, School Administration, Central Office, IT Administration, Legal, Auditors, Architect, Election Costs, Communication Costs                            | \$8,227,927          | \$7,730,514            | -6.0%    |
| Capital                 | Capital projects funded by capital reserve funds, SDA debt payment  | \$2,211,807          | \$1,242,837            | -43.8%   |
| Other                   | Student Services, Library/Media, Regular Transportation, Curriculum/Professional Development, Basic Skills, Bilingual Education Community School, Prior Encumbrance | \$3,925,704          | \$3,245,414            | -17.3%   |
| Grants and Entitlements | Title II-for Professional Development, Title III- ESL Students, IDEA-Special Education Students, Non-Public State Entitlements, Donations                           | \$8,786,969          | \$9,035,533            | 2.8%     |
| Debt Service            | Principal and Interest payments on outstanding bonds from previous referendums  | \$3,152,789          | \$3,273,099            | 3.8%     |

# Anticipated Revenue

| REVENUES  | FY2021 Adjusted             | FY2022                      |
|---|-----------------------------|-----------------------------|
| General Fund Tax Levy   | \$97,305,242                | \$99,241,616                |
| Budgeted Fund Balance – General Fund  | \$257,000                   | \$257,000                   |
| Legally Restricted Fund Balance   | 0                           | \$108,884                   |
| Withdrawal from Capital Reserve   | \$1,650,000                 | \$1,242,837                 |
| Withdrawal from Maintenance, Emergency Reserve  | \$373,364                   | \$0                         |
| Withdrawal Unassigned Excess Surplus  | \$700,000                   | \$650,000                   |
| Tuition, Rents and Royalties  | \$996,608                   | \$996,608                   |
| Unassigned Fund Balance   | \$0                         | \$246,799                   |
| Unrestricted Miscellaneous  | \$1,058,982                 | \$1,058,982                 |
| Other Restricted Miscellaneous (Community School)   | \$1,293,604                 | \$1,293,604                 |
| Interest on Capital Accounts  | \$5,050                     | \$5,050                     |
| Revenue from State Sources  | \$5,663,618                 | \$6,540,625                 |
| Medicaid Reimbursement  | \$16,421                    | \$20,361                    |
| <b><u>Total General Fund Balance</u></b>  | <b><u>\$109,289,889</u></b> | <b><u>\$111,662,366</u></b> |
| Revenue from Federal Sources (Fund 20)<br>NOTE: *Title 1 Reduction for 2021-22 is \$171,325 | \$1,991,054                 | \$1,572,689 *               |
| Non-Public Aide   | \$22,120                    | \$14,201                    |
| Debt Service  | \$3,152,789                 | \$3,273,009                 |
| Adjustment for Prior Year Encumbrances  | \$729,275                   | \$0                         |


FY 2022  
Proposed  
Tax Levy  
Increase  
of 1.99%

# Tax Impact

|   | Fiscal Year 2020-2021 | Fiscal Year 2021-2022<br>(Estimated) |
|---|-----------------------|--------------------------------------|
| General Fund Tax Levy                         | \$97,305,242          | 99,241,616                           |
| Increase over prior year                      | \$1,140,299           | 1,936,374                            |
| <b>Percent General Fund Tax Levy Increase</b> | 1.19%                 | 1.99%                                |
| Debt Service Tax Levy                         | \$3,017,677           | \$3,273,099                          |
| Increase/(Decrease) over prior year           | \$147,946             | \$120,310                            |
| <b>Percent Debt Service Tax Levy Increase</b> | 5.16%                 | 3.81%                                |
| Assessed Valuation                            | \$5,820,576,600       | \$5,826,049,600                      |
| Increase/(Decrease) over prior year           | (\$1,321,600)         | 5,473,000                            |
| Percent Increase/Decrease) of Assessed Value  | -0.02%                | 0.94%                                |
| Tax per \$100,000 of Assessed Value           | \$1,671               | \$1,703                              |
| Increase over prior year                      | \$19.97               | \$31.67                              |
| Percent School Tax Rate Increase              | 1.21%                 | 1.89%                                |
| <b>Average Assessed Home</b>                  | \$701,977             | \$701,664                            |
| <b>Annual School Tax Payment</b>              | \$12,370              | \$12,616                             |

\* 2021 Assessed Valuation and 2021 Average Assessed Home are from the Village of Ridgewood.

# Capital Projects



Budgeted \$1.2 Million toward expenditures necessary to continue to responsibly maintain buildings & grounds.

| <b>PROPOSED PROJECTS (\$1.2M)</b>  |           |
|------------------------------------|-----------|
| Electrical Upgrades to RHS         | \$700,000 |
| Resurface Track at BFMS            | \$300,000 |
| Paving and Sidewalks District-Wide | \$200,000 |



RIDGEWOOD PUBLIC SCHOOLS  
 EST. 1890

*Thank You  
 for Your  
 Support!*

