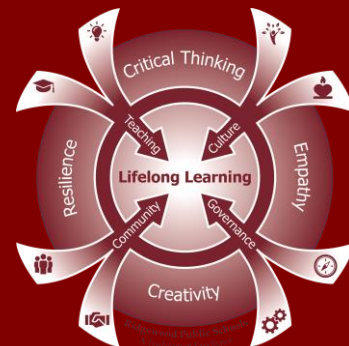




RIDGEWOOD
PUBLIC SCHOOLS

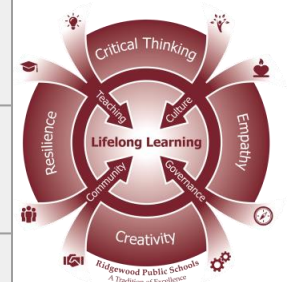
Survey Feedback

April 12, 2021



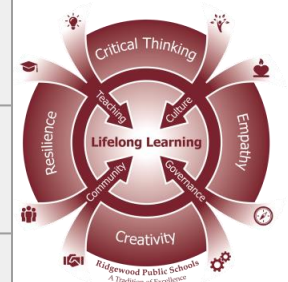
Parent Survey Feedback (Pre-K) - 39 responses

Strongly Disagree 1 to Strongly Agree 5	1	2	3	4	5
My child has been able to engage in meaningful learning this year.	0%	2.6%	7.7%	38.5%	51.3%
My child has developed a routine that facilitated his/her learning.	0%	5.1%	2.6%	33.3%	59%
My child has received appropriate direction and support from his/her teachers.	0%	0%	5.1%	25.6%	69.2%
My child has been able to demonstrate growth developmentally in his/her social/emotional and pre-academic skill set.	2.6%	2.6%	15.4%	28.2%	51.3%
My child feels connected to his/her teacher.	0%	0%	7.7%	25.6%	66.7%
My child feels connected to his/her classmates.	5.1%	5.1%	20.5%	25.6%	43.6%
As a parent, I have received sufficient support to appropriately assist my child with learning.	0%	0%	20.5%	30.8%	48.7%
My child's social-emotional health has been supported through his/her school experience.	0%	12.8%	2.6%	38.5%	46.2%



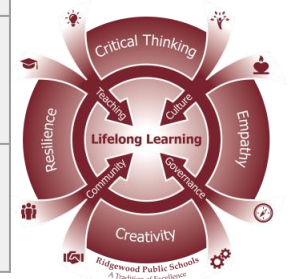
Parent Survey Summary (K-5) - 969 responses

Strongly Disagree 1 to Strongly Agree 5	1	2	3	4	5
My child has been able to engage in meaningful learning this year.	3.9%	12.8%	24.9%	36%	22.4%
My child has developed a routine that facilitated his/her learning.	5%	12.9%	22.3%	33%	26.8%
My child has received appropriate direction and support from his/her teachers.	1.2%	5.4%	14.4%	34.1%	44.9%
My child has been able to meet the academic demands of the work assigned.	2.2%	7.9%	19%	34.9%	36%
My child feels connected to his/her teacher.	1.9%	6.4%	15.7%	30.1%	45.9%
My child feels connected to his/her classmates.	8.9%	19%	30.1%	23.7%	18.3%
As a parent, I have received sufficient support to appropriately assist my child with learning.	6.1%	9.6%	23.8%	29.7%	30.4%
My child's social-emotional health has been supported through his/her school experience.	8.7%	13.8%	27.1%	27.1%	23.2%



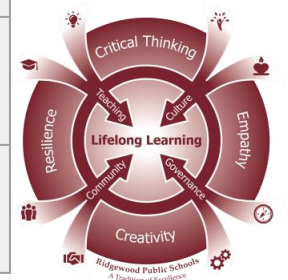
Parent Survey Summary (6-8) - 521 Responses

Strongly Disagree 1 to Strongly Agree 5	1	2	3	4	5
My child has been able to engage in meaningful learning this year.	5.2%	12.1%	32.6%	37.4%	12.7%
My child has developed a routine that facilitated his/her learning.	6.1%	12.3%	23%	37%	21.5%
My child has received appropriate direction and support from his/her teachers.	2.5%	8.1%	26.3%	39.5%	23.6%
My child has been able to meet the academic demands of the work assigned.	3.1%	5.8%	20.3%	35.7%	35.1%
My child feels connected to his/her teacher.	7.3%	18.4%	31.1%	28.8%	14.4%
My child feels connected to his/her classmates.	21.1%	27.4%	30.7%	14.4%	6.3%
My child's social-emotional health has been supported through his/her school experience.	11.3%	18%	34.5%	25.1%	10.9%



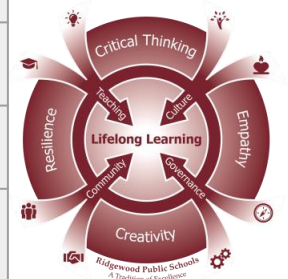
Parent Survey Summary (9-12) - 571 Responses

Strongly Disagree 1 to Strongly Agree 5	1	2	3	4	5
My child has been able to engage in meaningful learning this year.	7.7%	13.5%	34.5%	33.1%	11.2%
My child has developed a routine that facilitated his/her learning.	7%	11.7%	22.1%	35.6%	23.6%
My child has received appropriate direction and support from his/her teachers.	3.9%	10.7%	31.3%	34.3%	19.8%
My child has been able to meet the academic demands of the work assigned.	5.4%	7.7%	18%	34.7%	34.2%
My child feels connected to his/her teacher.	9.3%	21%	33.1%	25.4%	11.2%
My child feels connected to his/her classmates.	28%	26.6%	27.5%	13.1%	4.7%
My child's social-emotional health has been supported through his/her school experience.	15.9%	20.7%	36.8%	17.5%	9.1%



Student Survey Feedback (6-8) - 283 Responses

Strongly Disagree 1 to Strongly Agree 5	1	2	3	4	5
I have been able to engage in meaningful learning this year.	1.4%	12.7%	28.6%	40.6%	16.6%
In my classes, routines have been established that contribute to the smooth execution and delivery of lessons.	1.4%	6%	21.9%	42.8%	27.9%
My teachers have been accessible and responsive to my needs.	2.5%	8.8%	23.7%	36.7%	28.3%
My teachers have demonstrated flexibility in adjusting to circumstances that impact our learning environment, i.e. transitions to remote learning due to building closures.	2.1%	6%	18%	38.2%	35.7%
My grades are consistent with where they were last year.	6%	8.1%	19.1%	29.3%	37.5%
On most days, the technology platforms being utilized have enabled teachers to deliver instruction effectively.	3.9%	5.3%	24.4%	43.1%	23.3%
I feel connected to my teachers.	5.7%	16.3%	35%	24.4%	18.7%
I feel connected to my classmates.	13.8%	20.8%	29.7%	24%	11.7%
My social-emotional health has been supported through my school experience.	10.2%	17%	27.2%	26.1%	19.4%



Student Survey Feedback (9-12)- 330 responses

Strongly Disagree 1 to Strongly Agree 5	1	2	3	4	5
I have been able to engage in meaningful learning this year.	5.8%	24.5%	34.5%	29.1%	6.1%
In my classes, routines have been established that contribute to the smooth execution and delivery of lessons.	1.8%	10.3%	26.4%	40.9%	20.6%
My teachers have been accessible and responsive to my needs.	1.8%	8.8%	31.5%	37.3%	20.6%
My teachers have demonstrated flexibility in adjusting to circumstances that impact our learning environment, i.e. transitions to remote learning due to building closures.	3.9%	10%	21.8%	38.2%	26.1%
My grades are consistent with where they were last year.	10.9%	16.1%	17.9%	31.2%	23.9%
On most days, the technology platforms being utilized have enabled teachers to deliver instruction effectively.	4.2%	15.5%	29.4%	33.9%	17%
I feel connected to my teachers.	17%	32.1%	28.2%	16.4%	6.4%
I feel connected to my classmates.	37.6%	31.5%	17.9%	8.8%	4.2%
My social-emotional health has been supported through my school experience.	22.7%	28.2%	27.6%	16.4%	5.2%

