


April 19, 2021

2021-22 County Approved Budget



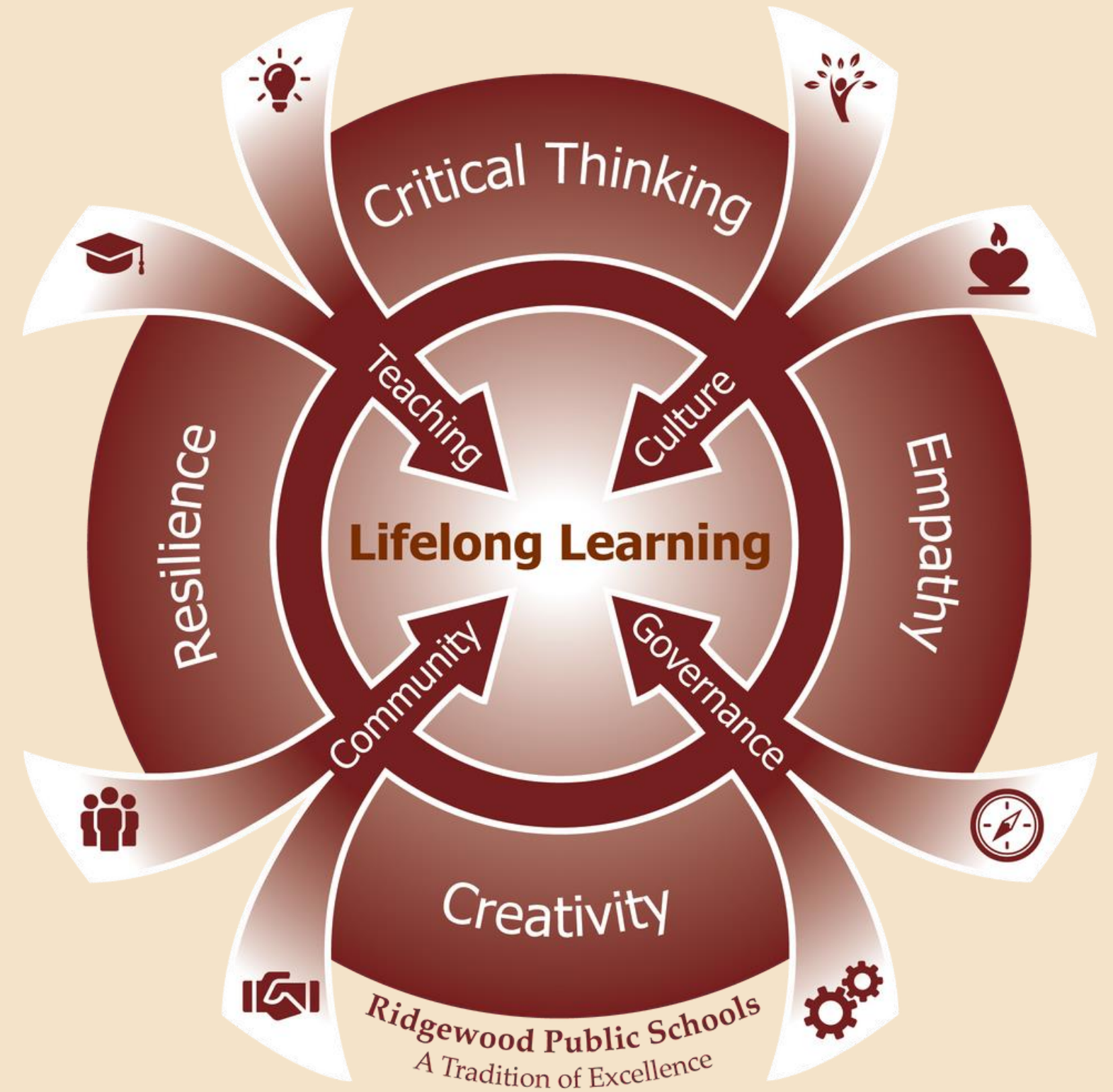
Thomas Gorman, Ed.D.
Superintendent of Schools

Scott T. Bisig, Ed.M.
School Business Administrator/Board Secretary



Our Mission

The Ridgewood Public Schools, committed to a tradition of excellence and innovation, in partnership with the community, provide a rich and challenging learning environment, enabling students to maximize their unique potential to become lifelong learners and productive, responsible citizens.





UNPRECEDENTED TIMES
The 2020-21 school year demonstrated the amazing ability of our staff, students, and families to quickly and successfully pivot to a new way of learning.



Change is the only
constant in life. One's
ability to adapt to those
changes will determine
your success in life.

- BENJAMIN FRANKLIN



Our Ridgewood Public Schools



PRE-K

Glen School



ELEMENTARY

Hawes, Orchard, Ridge,
Somerville, Travell and
Willard



MIDDLE

Benjamin Franklin and
George Washington



HIGH

Ridgewood High School

A little about us...

5,635
Students



Expenditure
per Pupil
\$16,930

10

School Buildings
Almost 1 million square feet!



13:1

National 17:1



Student-Teacher
Ratio



1:1

Chromebooks
PRE-K -
GR. 12

We just had to share...

#8 best school district in NJ



#14 best places to teach in NJ

#24 best public high schools in NJ

80%



of our teachers have earned a Master's Degree or higher

over **250**



award winning co-curricular activities and clubs

27 AP courses



83 Honors courses

2 Academy Programs and 2 Integrated Programs

#26 best public high school in NJ



SAT and ACT scores exceed state and national levels

SAT **1287**

ACT **28**



CLASS OF 2020

STUDENT ACHIEVEMENTS

- 10 - National Merit Scholar Semi-Finalist
- 10 - National Merit Scholar Finalist
- 25 - National Merit Scholar Commendation
- 437 - Students took 1,094 AP Tests
- 89% - HS students with 3+ on AP Tests
- 60 - AP Scholars
- 31 - AP Scholars with Honors
- 99 - AP Scholars with Distinction
- 19 - AP National Scholars
- 91.5% are attending a 4-year College
- 2.7% are attending a 2-year College

Student Highlights & Accomplishments

Ridgewood High School has earned the College Board's AP® Computer Science Female Diversity Award for expanding young women's access to AP Computer Science.



Ridgewood High School was awarded a Lemelson-MIT InvenTeam grant in the amount of \$8,500 to create a "Solar Aqua Tech" portable reusable water sanitizing bottle. Ridgewood High School is 1 of 13 high schools nationwide to be selected as an InvenTeam this year.




8 RHS students have been designated semifinalists in the 66th annual National Merit Scholarship Program. An additional 22 students have been identified as Commended Students in the 2019 competition.



7 RHS invent teams qualified for the 2020 STEAM Tank Regional competition and have earned the privilege of advanced entry into this season's regional qualification.



Ridgewood Public Schools has been honored with the Best Communities for Music Education designation from The NAMM Foundation for its outstanding commitment to music education.



Student Highlights & Accomplishments

65 students were recognized for their performance on the **2020 National Spanish Examinations**, earning **4 gold, 9 silver, and 11 bronze medals**, along with **4 honorable mentions**.



Ridgewood High School Latin students garnered **75 awards** on the 43rd annual **National Latin Examination** across the various levels. Several students were also recognized for noteworthy achievements.



14 Ridgewood High School students have ranked nationally in the 85th annual event of **Le Grand Concours**, the **National French Contest**. Another **40 students** earned honorable mention certificates.



Somerville Elementary School has met the rigorous requirements to achieve **Sustainable Jersey for Schools certification**.



The **Benjamin Franklin Middle School (BFMS)** math team placed **1st in the MATHCOUNTS 2020 Bergen/Hudson Chapter Competition**, which took place at Bergen Community College in Paramus.



Academics – Enhancing & Updating Curriculum and Instruction

NJ Student Learning Standards (NJSLS)

- Science (9/2021- Climate change additions)
- Visual and Performing Arts (9/2021)
- World Languages (9/2021)
- Career Readiness, Life Literacies and Key Skills (9/2021)



Curriculum Revisions in these areas will be necessary to align course content with the new state standards. Also necessary are instructional resources for students including online license renewals, new text purchases, and classroom library enhancements to support integration of the new standards.

Academics – Professional Development to Support RPS Strategic Plan

Areas of Focus

- Diversity, Equity and Inclusion
- Great Schools Partnership
- Bard College Academic Research and Writing
- Department and School-based Professional Days
- IMSE Training (Multisensory Reading) for new staff
- FDU Orton Gillingham Certification
- Summer Professional Development Program: Transition to September
- AP Summer Institutes
- Attendance at Professional Conferences (NCSS, SHAPE America)
- New Teacher Induction Program



Innovative Academic Programming

- AP Capstone – AP Research, AP Seminar
- Ridgewood Academy for Health Professions (RAHP)
- Career Pathways in Medicine Program (CPM)
- RHS Recording Studio: Integration of Music, Journalism, English Language Arts
- 6-12 Makerspaces: Courses in Design, Robotics, and Engineering
- Interdisciplinary Programs
 - Elementary STEAM Program
 - American History and Literature with Integrated Study in the Arts (AHLISA)
 - American Studies
 - American Experience
- New Elective Offerings
 - Philosophy of Race
 - Tomorrow's Teachers
 - Journalism and Media Studies



2019-20 Sports Highlights

Fall Sports

Football

- Sectional Champions - North 1 Group 5
- Regional Group Champions - Group 5

Boys Soccer

- Freedom Division Champion

Boys Cross Country

- Large School Team of the Year All-County (3rd consecutive)
- Bergen County Group A Champion (4th consecutive)
- First Place Bergen County Meet of Champions (3rd consecutive)
- Freedom Division Champion (3rd consecutive)

Girls Cross Country

- Sectional Champions (2nd consecutive)
- BCWCA Large School Team of the Year
- Freedom Division Champion
- 2nd Place at the Nike NE Region Championship
- 20th Place at NXN Nationals in Oregon. Ridgewood is the first-ever Bergen County team invited to this event. Only 22 high schools in the country were invited this year.

NOTE: There were no spring sports in the 2019-20 school year.

Winter Sports

Boys Basketball

- All County Team of the Year (Large School)
- Freedom Division Champions

Boys Winter Track

- Freedom Division Champions (4th consecutive)

Girls Winter Track

- All County Team of the Year (Large School)
- Freedom Division Champions (3rd consecutive)

Boys Swimming

- Freedom Division Champions

Girls Swimming

- Freedom Division Champions

Boys Alpine Ski Team

- Slalom State Champions

Girls Alpine Ski Team

- Overall State Champions (3 out of 4 years)
- Slalom State Champions
- Liberty League Champions



Budget Overview

The 2021-2022 Budget:

- Provides necessary district staff, academic offerings, extra-curricular activities, and transportation
- Improves instructional programs; meets our contractual obligations
- Addresses school safety and responsibly maintains our buildings and grounds
- Stays within the guidelines of the NJ Statutory State caps
- Maintain fiscally responsible budget guidelines

Comparative Spending

Source: 2020 NJDOE Comparative Spending Guide	School Type	18/19 Spending per Pupil	19/20 Budgetary per Pupil	19/20 Student Teacher Ratio	19/20 Faculty Admin. Ratio	19/20 Student Admin. Ratio	19/20 Extra- Curricular cost	Avg. SAT 19/20
Bergen County Acad.	Reg 9-12	29,200	\$ 28,345	10	12.4	106.1	\$ 918	1353
Franklin Lakes	K-8	\$ 28,995	\$ 26,546	8.3	16.5	114.8	\$ 142	
Saddle River	K-8	\$ 24,287	\$ 24,557	8.5	5.3	40	N.R.	
Pascack Valley Regional	Reg 9-12	\$ 27,149	\$ 23,599	11.4	10.2	98.2	\$ 1,302	1169
Park Ridge	K-12	\$ 26,977	\$ 23,087	9.8	10.7	88.1	\$ 877	1187
Teaneck	K-12	\$ 27,095	\$ 22,714	10.3	13.4	120.7	\$ 405	1048
Northern Valley Regional	Reg 9-12	\$ 28,190	\$ 22,138	9.8	10.7	83.7	\$ 1,213	1249
Demarest	K-8	\$ 22,643	\$ 22,033	9.7	14.4	116.5	\$ 243	
Ramsey	K-12	\$ 23,561	\$ 21,739	10.2	15.8	139.1	\$ 647	1162
Haworth	K-8	\$ 25,104	\$ 21,690	9.7	11.5	96.8	\$ 119	
Midland Park	K-12	26,503	\$ 21,180	8.8	14.5	108.8	\$ 811	1095
Oakland	K-8	\$ 25,111	\$ 20,819	9.8	12.5	102.2	\$ 126	
Ramapo/Indian Hills Reg	Reg 9-12	\$ 24,206	\$ 20,673	10.6	10	92.9	\$ 1,507	1166
Princeton	K-12	\$ 24,646	\$ 20,638	11.6	13.5	131.8	\$ 540	1293
Old Tappan	K-8	\$ 21,574	\$ 20,602	10.6	10.5	94	\$ 196	
Mahwah	K-12	24,983	\$ 20,472	10.6	11.1	102.4	\$ 536	1185
Paramus	K-12	\$ 23,258	\$ 20,331	11	14.5	133.1	\$ 387	1164
Woodcliff Lake	K-8	\$ 22,484	\$ 20,294	8.9	15.3	117.7	\$ 167	
Harrington Park	K-8	\$ 23,915	\$ 20,274	11.2	15.8	150	\$ 177	
Upper Saddle River	K-8	\$ 22,752	\$ 20,208	9.5	13.3	109.9	\$ 153	
Wyckoff	K-8	\$ 22,468	\$ 20,003	10.3	18	156.5	\$ 75	

Comparative Spending

Source: 2020 NJDOE Comparative Spending Guide	School Type	18/19 Spending per Pupil	19/20 Budgetary per Pupil	19/20 Student Teacher Ratio	19/20 Faculty Admin. Ratio	19/20 Student Admin. Ratio	19/20 Extra-Curricular Cost	Avg. SAT 19/20
Northern Highlands	Reg 9-12	\$ 23,322	\$ 19,802	12.5	9.4	102.9	\$ 1,294	1257
Hillsdale	K-8	\$ 22,392	\$ 19,552	9.5	16.8	138	\$ 83	
River Vale	K-8	\$ 22,189	\$ 19,255	11.2	15.5	152.2	\$ 158	
Westwood	K-12	\$ 16,739	\$ 18,797	11.4	14.4	139.5	\$ 516	1143
Hackensack	K-12	20,508	\$ 18,772	13	15.6	171	\$ 420	996
Allendale	K-8	\$ 19,860	\$ 18,464	12.2	13.5	142.8	\$ 193	
Garfield	K-12	19,517	\$ 18,372	11.4	14.9	144.9	\$ 175	987
Glen Rock	K-12	21,036	\$ 18,104	11.1	17.8	168.4	\$ 470	1222
Millburn	K-12	21,291	\$ 17,995	11.7	15	153.5	\$ 384	1344
Northvale	K-8	\$ 21,362	\$ 17,704	10.7	11.3	105.8	\$ 233	
Fair Lawn	K-12	20,319	\$ 17,694	12.4	17.6	185.9	\$ 350	1176
Tenafly	K-12	\$ 20,487	\$ 17,475	12	17.1	179.8	\$ 424	1335
Montvale	K-8	\$ 19,596	\$ 17,278	11.2	12.4	123.4	\$ 141	
Montclair	K-12	21,612	\$ 17,086	11.3	19.9	189.4	\$ 305	1206
Bergenfield	K-12	20,323	\$ 17,057	13	14.9	164.8	\$ 342	1041
State Average		\$ 20,710	\$ 17,028	11.7	14.6	147.6	\$ 341	1081
Livingston	K-12	20,936	\$ 16,926	12.1	16.1	164.7	\$ 334	1260
HoHoKus	K-8	\$ 18,428	\$ 16,778	12.1	9.5	99.3	N.R.	
Ridgewood	K-12	\$ 20,269	\$ 16,563	13.1	16.5	183.8	\$ 292	1289
Closter	K-8	\$ 19,055	\$ 15,974	12.5	15.5	170.6	\$ 90	
Norwood	K-8	\$ 19,454	\$ 14,905	11.5	10	96	\$ 37	

Approved Key Appropriations

Budget Area	Description	FY21 Revised Budget	FY22 Proposed Budgeted	% Change
Regular Ed	Regular Education Teacher Salaries, Supplies, Materials, Instructional Lease payments	\$34,466,202	\$35,533,920	3.09%
Special Ed	Out-of-District Tuition, Related Support Services, Child Study Team, Special Education In-District Instruction, Special Education Transportation	\$29,729,394	\$31,867,509	7.19%
Benefits	Medical Premiums, Dental Premiums, PERS pension payment, DCRP, Worker's Compensation Premiums, Social Security, Tuition Reimbursement	\$14,368,736	\$14,212,946	-1.08%
Facilities	Maintenance, Custodial, Grounds, Security, Energy Costs includes summer maintenance projects	\$10,524,738	\$10,550,946	0.24%
Extracurricular	After School Programs and clubs K-12, Athletics	\$1,451,536	\$1,442,348	-0.63%
Administration	General Admin, School Administration, Central Office, IT Administration, Legal, Auditors, Architect, Election Costs, Communication Costs, Guidance, Media	\$11,755,528	\$11,209,815	-4.64%
Capital	Capital projects funded by capital reserve funds, SDA debt payment	\$2,267,758	\$1,247,787	-45.08%
Other	Student Services, Curriculum/Professional Development, Community School, Other Special Schools	\$3,428,434	\$3,878,200	13.11%
Grants and Entitlements	Title I-For At-Risk Students, Title II-for Professional Development, Title III- ESL Students, IDEA-Special Education Students, Non-Public State Entitlements, Donations, CARES, ESSER 2, CRF	\$4,612,365	\$3,832,121	-29.03%
Debt Service	Principal and Interest payments on outstanding bonds from previous referendums	\$3,857,152	\$3,593,750	-6.82%

Anticipated Revenue

REVENUES	FY 2021 Revised	FY 2022 Anticipated
General Fund Tax Levy	\$97,305,242	\$99,241,616
Tuition	\$1,018,319	\$1,018,319
Unrestricted Miscellaneous	\$2,052,085	\$1,527,060
Interest Reserve Accounts	\$5,050	\$5,050
Other Restricted Miscellaneous	\$723,990	\$523,518
State (Transportation Aid)	\$620,535	\$620,535
Extraordinary Aid	\$1,576,345	\$1,576,345
Categorical Special Education Aid	\$3,018,996	\$3,896,003
Security Aid	\$447,742	\$447,742
Federal (Medicaid)	\$16,421	\$20,361
Title 1	\$173,624	\$0
Title 2	\$82,703	\$82,703
Title 3	\$25,989	\$25,989
I.D.E.A. Part B (Handicapped)	\$1,139,378	\$1,139,378
CARES	\$158,630	\$0
Coronavirus Relief Fund (CRF)	\$156,896	\$0
ESSER 2	\$250,000	\$299,867
Grants & Entitlements	\$615,884	\$722,046
Debt Service	\$3,722,028	\$3,459,251
Debt Service Type 2 (STATE)	\$135,178	\$134,499

FY 2022
Proposed
Tax Levy
Increase
of 1.99%

Anticipated Revenue

REVENUES	FY 2021 Revised	FY 2022 Anticipated
Budgeted Fund Balance (Operating Budget)	\$957,000	\$1,575,539
Capital Reserve	\$1,650,000	\$1,242,837
Adjustments Prior Year Encumbrances	\$610,924	\$0
Rents & Royalties	\$163,028	\$164,000
Maintenance Reserve	\$150,000	\$0
<u>Total Revenues</u>	<u>\$116,775,987</u>	<u>\$117,722,658</u>

Reserve Accounts

ACCOUNT	YTD FY 2021
Capital Reserve	\$1,934,325
Emergency Reserve	\$765,548
Maintenance Reserve	\$500,000

Unassigned Fund Balance

ACCOUNT	FY 2021
Legally Restricted *	\$108,884
Unassigned Excess Surplus *	\$650,000
Capital Reserve	\$1,200,000
SDA Funding *	\$42,837
Budgeted Fund Balance from Prior Year	\$257,000
Excess Surplus	\$408,809
Unassigned Fund Balance	\$150,846


* Required by audit

Tax Impact

	Fiscal Year 2020-2021	Fiscal Year 2021-2022 (Anticipated)
General Fund Tax Levy	\$97,305,242	\$99,241,616
Increase over prior year	\$1,290,356	\$1,936,374
Percent General Fund Tax Levy Increase	1.34%	1.99%
Debt Service Tax Levy	\$3,017,677	\$3,273,099
Increase/(Decrease) over prior year	\$147,946	\$120,310
Percent Debt Service Tax Levy Increase	5.16%	3.81%
Assessed Valuation	\$5,820,576,600	\$5,826,049,600
Increase/(Decrease) over prior year	(\$1,321,600)	\$5,473,000
Percent Increase/Decrease) of Assessed Value	-0.02%	0.09%
Tax per \$100,000 of Assessed Value	\$1,671	\$1,703
Increase over prior year	\$22.54	\$31.67
Percent School Tax Rate Increase	1.37%	1.89%
Average Assessed Home	\$701,977	\$701,664
Annual School Tax Increase	\$154.15	\$216.96

* 2021 Assessed Valuation and 2021 Average Assessed Home are from the Village of Ridgewood.

Capital Projects



Budgeted \$1.2 Million toward expenditures necessary to continue to responsibly maintain buildings & grounds.

PROPOSED PROJECTS (\$1.2M)	
Electrical Upgrades to RHS	\$700,000
Resurface Track at BFMS	\$300,000
BACet-IP controls to replace outdated pneumatics controls (Somerville Art & Kindergarten Wings, Willard 4 th Grade Wing, Ed Center)	\$200,000

IT Budget Detail

OPERATING BUDGET	
Software/Licensing *	\$360,000
Internet/Voice	\$156,000
Maintenance/Monitoring **	\$65,000
Training/Professional Development	\$39,000
Timecards	\$39,000
Hardware/Parts/Supplies	\$36,000
3 rd Party Services	\$28,000
Operating Total	\$723,000

LEASE PURCHASE	
Wi-Fi Upgrade (E-Ratable)	\$450,000
Computers/Projectors	\$445,500
Storage/Network Upgrades	\$37,000
Legal/Professional Services	\$7,500
Lease Purchase Total	\$940,000

* Includes: Skyward Student Information Systems, Wi-Fi Licenses, Security Software Licenses, CSI Accounting/Budgeting/Payroll/Personnel Licenses, Microsoft Licenses, Creative Software for students & teachers.

** Includes: Central Station Monitoring for Fire Alarm and Security, Genetec Security Cameras Maintenance, Lockdown & Emergency Notification System Maintenance, TPASS Visitor Management Maintenance.



RIDGEWOOD PUBLIC SCHOOLS
*Thank You
 for Your
 Support!*
 EST. 1890

