



SSDS Report for Ridgewood Public Schools

**Board of Education Meeting
October 2, 2023**

Background & Objectives

- **SSDS stands for Student Safety Data System**
- The SSDS collects incidents of violence, vandalism, substances, weapons, harassment, intimidation and bullying (HIB) and other incidents leading to removal.
 - Also collected are incidents of restraint and seclusion, HIB trainings, and HIB programs
- Pursuant to N.J.A.C. 6A:16- 5.3(d)1, local educational agencies must submit reports twice per year
 - This report is based on the 2022-23 SY
 - We will update the SSDS for 2023-24 SY based on data collected this school year
- ***This data helps provide valuable feedback on student behavior, and can assist leadership in goal setting, student programs, and staff trainings.***



Summary for 2022-2023 SY



School	Incidents (Violence, Vandalism, Substances, Weapons and HIB Confirmed)	Other Incidents Leading to Removal	Restraint/Seclusion	HIB Alleged	HIB Trainings	HIB Programs
Ridgewood High School	21	43	0	5	32	29
Benjamin Franklin Middle	6	0	3	5	6	17
George Washington Middle	13	5	0	3	25	12
Glen School	0	0	0	0	14	24
Hawes Elementary School	0	0	0	1	8	19
Ridge Elementary School	1	0	10	6	17	80
Somerville Elementary School	1	1	1	2	11	38
Travell Elementary School	0	0	7	2	15	13
Orchard Elementary School	0	0	0	4	27	62
Willard Elementary School	0	0	0	0	7	48
TOTALS	42	49	21	28	162	342

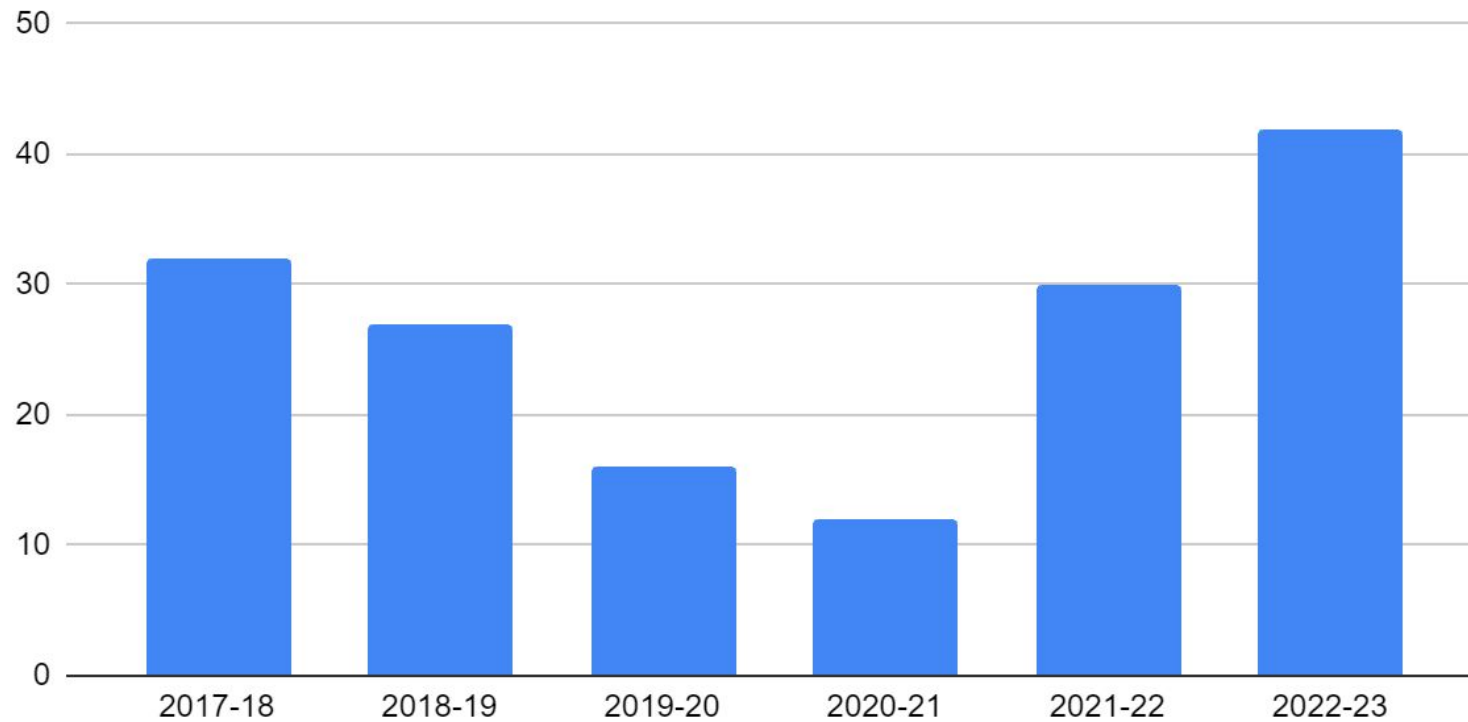


Incident Breakdown for 2022-2023 SY

2022-2023 TOTALS (Full Year)								
School	Incident Total	Violence	Vandalism	Substances	Weapons	HIB Confirmed	Other Incidents Leading to Removal	HIB Alleged
Ridgewood High School	21	3	4	8	0	6	43	5
Benjamin Franklin Middle	6	0	0	0	0	6	0	5
George Washington Middle	13	5	0	0	0	8	5	3
Glen School	0	0	0	0	0	0	0	0
Hawes Elementary School	0	0	0	0	0	0	0	1
Ridge Elementary School	1	0	0	0	0	1	0	6
Somerville Elementary School	1	1	0	0	0	0	1	2
Travell Elementary School	0	0	0	0	0	0	0	2
Orchard Elementary School	0	0	0	0	0	0	0	4
Willard Elementary School	0	0	0	0	0	0	0	0
2022-2023 TOTALS	42	9	4	8	0	21	49	28

Analysis: Incident Totals

Incident Totals

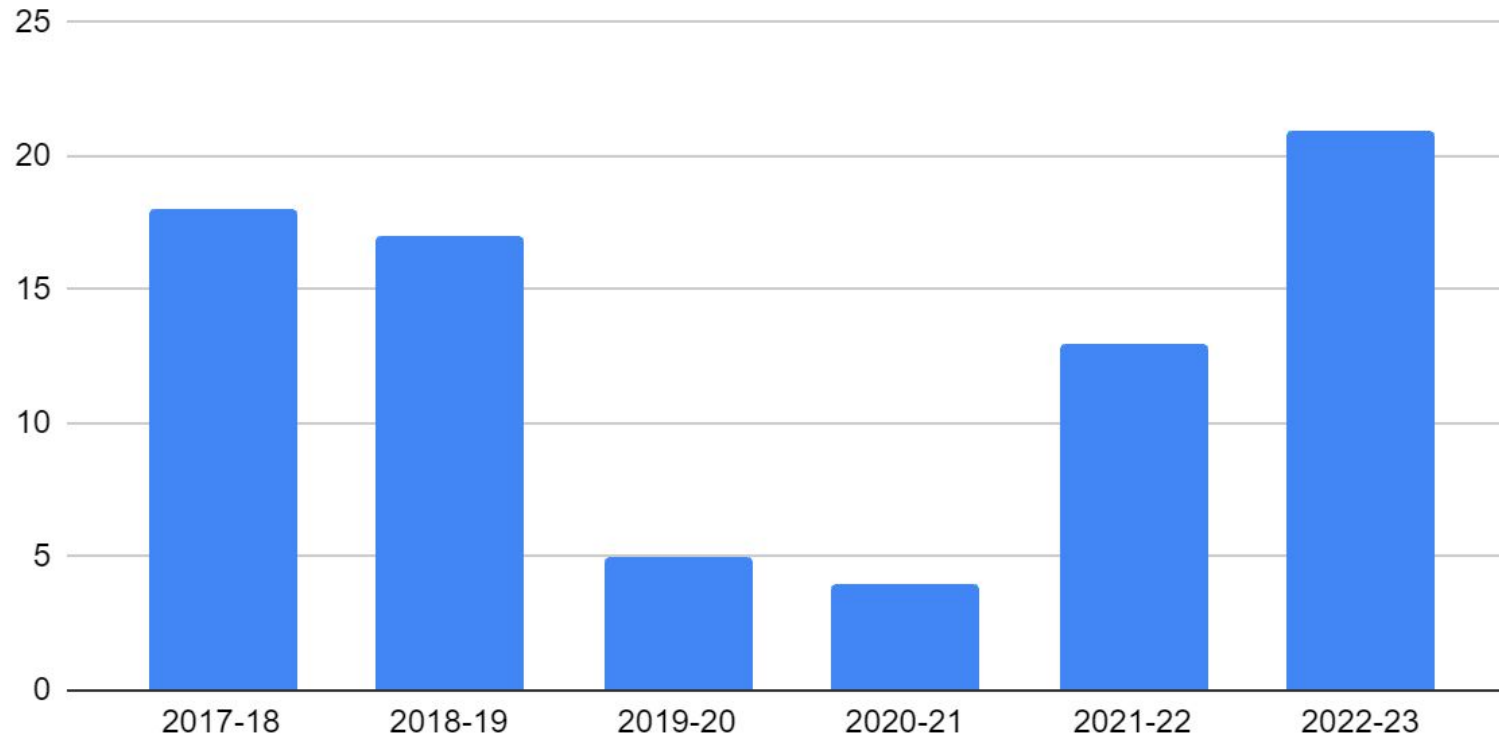


Incident Totals



Analysis: HIB Confirmed

Incidents: HIB Confirmed

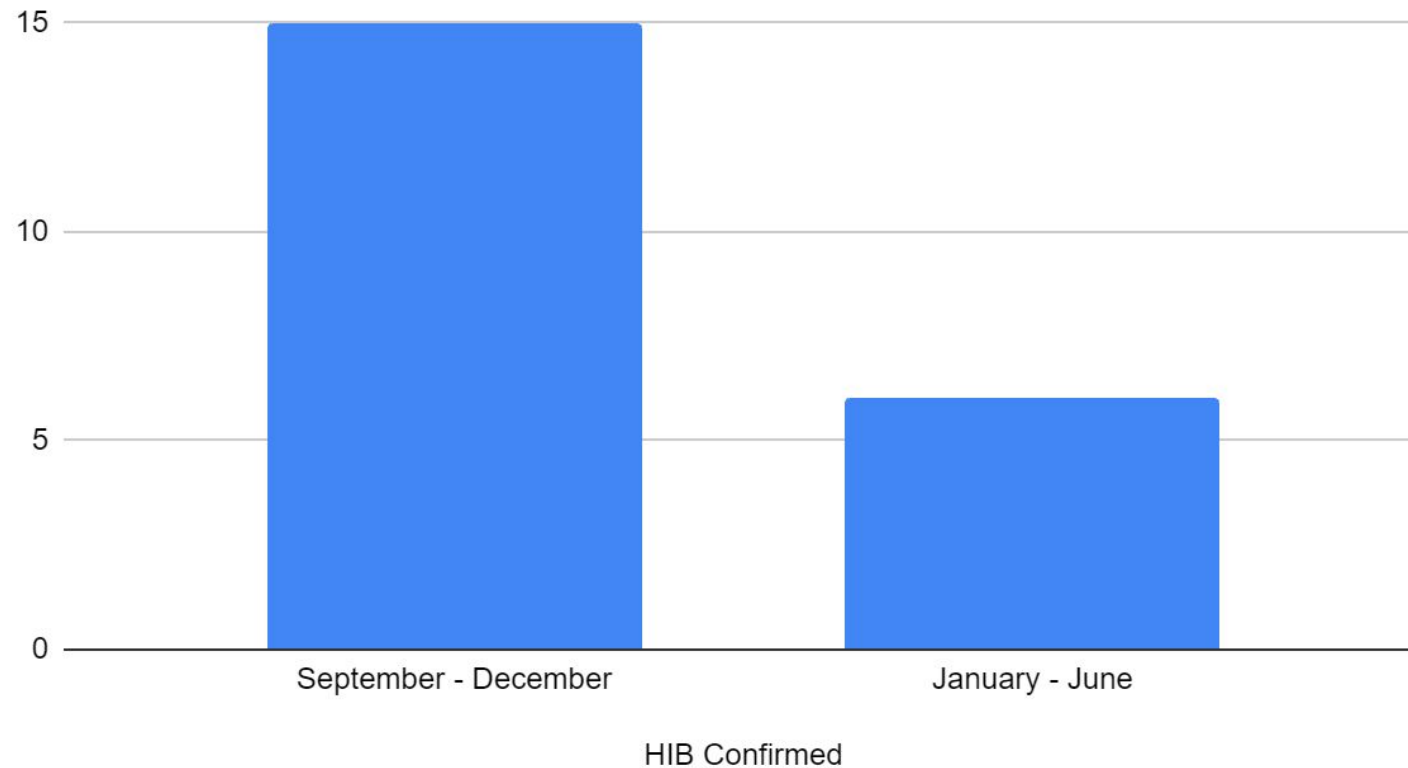


HIB Confirmed



Analysis: HIB Confirmed During 2022-23 SY

HIB Confirmed: First vs. Second Half of SY



342*

***Number of Student HIB
Programs Across RPS in the
2022-23 SY**

***Notable
Statistics***

162*

***Number of Staff HIB Training
Programs Across RPS in the
2022-23 SY**



Incident Breakdown for 2021-2022 SY

2021-2022 TOTALS								
School	Incident Total	Violence	Vandalism	Substances	Weapons	HIB Confirmed	Other Incidents Leading to Removal	HIB Alleged
Ridgewood High School	12	1	1	7	1	2	32	3
Benjamin Franklin Middle	5	0	0	0	0	5	4	5
George Washington Middle	12	6	1	0	0	5	6	7
Glen School	0	0	0	0	0	0	0	0
Hawes Elementary School	0	0	0	0	0	0	4	4
Ridge Elementary School	1	0	0	0	0	1	0	1
Somerville Elementary School	0	0	0	0	0	0	0	3
Travell Elementary School	0	0	0	0	0	0	0	2
Orchard Elementary School	0	0	0	0	0	0	0	4
Willard Elementary School	0	0	0	0	0	0	0	0
2021-2022 TOTALS	30	7	2	7	1	13	46	29

Incident Breakdown for 2020-2021 SY

2020-2021 TOTALS								
School	Incident Total	Violence	Vandalism	Substances	Weapons	HIB Confirmed	Other Incidents Leading to Removal	HIB Alleged
Ridgewood High School	7	1	0	5	1	0	12	0
Benjamin Franklin Middle	0	0	0	0	0	0	0	1
George Washington Middle	5	1	0	0	1	4	0	1
Glen School	0	0	0	0	0	0	0	0
Hawes Elementary School	0	0	0	0	0	0	0	0
Ridge Elementary School	0	0	0	0	0	0	0	0
Somerville Elementary School	0	0	0	0	0	0	0	0
Travell Elementary School	0	0	0	0	0	0	0	0
Orchard Elementary School	0	0	0	0	0	0	0	0
Willard Elementary School	0	0	0	0	0	0	0	1
2020-2021 TOTALS	12	2	0	5	2	4	12	3

Incident Breakdown for 2019-2020 SY

2019-2020 TOTALS								
School	Incident Total	Violence	Vandalism	Substances	Weapons	HIB Confirmed	Other Incidents Leading to Removal	HIB Alleged
Ridgewood High School	12	0	1	9	0	2	20	1
Benjamin Franklin Middle	3	1	0	0	0	2	0	7
George Washington Middle	0	0	0	0	0	0	0	1
Glen School	0	0	0	0	0	0	0	0
Hawes Elementary School	0	0	0	0	0	0	0	0
Ridge Elementary School	0	0	0	0	0	0	0	0
Somerville Elementary School	0	0	0	0	0	0	6	1
Travell Elementary School	1	0	0	0	0	1	0	0
Orchard Elementary School	0	0	0	0	0	0	0	1
Willard Elementary School	0	0	0	0	0	0	0	0
2019-2020 TOTALS	16	1	1	9	0	5	26	11

Incident Breakdown for 2018-2019 SY

2018-2019 TOTALS								
School	Incident Total	Violence	Vandalism	Substances	Weapons	HIB Confirmed	Other Incidents Leading to Removal	HIB Alleged
Ridgewood High School	12	2	4	4	0	2	18	1
Benjamin Franklin Middle	5	0	0	0	0	5	0	7
George Washington Middle	9	1	0	0	0	9	2	0
Glen School	0	0	0	0	0	0	0	0
Hawes Elementary School	1	0	0	0	0	1	0	1
Ridge Elementary School	0	0	0	0	0	0	0	0
Somerville Elementary School	0	0	0	0	0	0	0	3
Travell Elementary School	0	0	0	0	0	0	0	0
Orchard Elementary School	0	0	0	0	0	0	0	0
Willard Elementary School	0	0	0	0	0	0	0	0
2018-2019 TOTALS	27	3	4	4	0	17	20	12

Incident Breakdown for 2017-2018 SY

2017-2018 TOTALS								
School	Incident Total	Violence	Vandalism	Substances	Weapons	HIB Confirmed	Other Incidents Leading to Removal	HIB Alleged
Ridgewood High School	18	2	3	6	0	7	21	8
Benjamin Franklin Middle	10	0	0	1	0	9	2	6
George Washington Middle	3	0	1	0	0	2	7	0
Glen School	0	0	0	0	0	0	0	0
Hawes Elementary School	0	0	0	0	0	0	0	1
Ridge Elementary School	0	0	0	0	0	0	0	1
Somerville Elementary School	0	0	0	0	0	0	0	2
Travell Elementary School	0	0	0	0	0	0	0	5
Orchard Elementary School	1	1	0	0	0	0	2	2
Willard Elementary School	0	0	0	0	0	0	0	1
2017-2018 TOTALS	32	3	4	7	0	18	32	26

Summary

- **Incident totals for the 2022-23 SY exceed the pre-COVID norms**
- **HIB Confirmed incidents for the 2022-23 SY exceed pre-COVID norms**
 - **However, HIB Confirmed incidents dropped significantly in the second half of the 2022-23 SY**
- **The district compiled a robust number of HIB programs for students, and trainings for staff during the 2022-23 SY**



Next Steps

- **This data has been shared with building Principals for review, and to provide input in order to be as proactive as possible this school year.**
- **SSDS updates for the 2023-2024 SY will be made midyear, and again after the conclusion of the current school year**
- **The district will continue to implement offerings in HIB Programs and HIB Trainings in an effort to improve outcomes regarding these incidents**

